

Mapping The Changing Contours Of The World Economy: Exploring the Global Shifts and Emerging Trends


In an era of rapid globalization and interconnectedness, the world economy is constantly evolving, with changing contours that shape the future of nations and businesses. Understanding these shifts and trends is crucial for policymakers, economists, and businesses alike to navigate the complex dynamics of the global marketplace. Through the use of advanced mapping techniques and data analysis, we can decipher the changing landscape at its core, allowing us to make informed decisions and predictions.

The Power of Data: Mapping the Global Economic Landscape

When it comes to understanding the world economy, data is an indispensable tool. The advent of technology has made it possible to collect, analyze, and visualize vast amounts of information, providing valuable insights into the trends and patterns that drive economic growth or decline. Mapping this data allows us to perceive the changing contours of the world economy in a tangible way, making complicated economic concepts more accessible and actionable.

By harnessing the power of geographical information systems (GIS) and data visualization tools, researchers can create interactive maps that illustrate economic phenomena with precision. These maps can display a range of economic indicators, from GDP growth rates and trade flows to income inequality and industry clusters, allowing us to identify spatial patterns, regional disparities, and emerging trends. With the ability to

examine these patterns, policymakers and analysts can develop strategies to harness economic opportunities and address challenges more effectively.



Global Shift, Seventh Edition: Mapping the Changing Contours of the World Economy

by Peter Dicken(7th Edition, Kindle Edition)

★★★★☆ 4 out of 5

Language : English

File size : 62101 KB

Text-to-Speech : Enabled

Screen Reader : Supported

Enhanced typesetting : Enabled

Word Wise : Enabled

Print length : 17 pages



The Great Shift: From West to East

One of the most significant transformations in recent history is the shift in economic power from the Western world to the East. Over the past few decades, emerging economies in Asia, such as China and India, have experienced extraordinary growth rates and have become major players in the global economy. This shift has profound implications for trade dynamics, investment flows, and geopolitical considerations.

Mapping this economic shift highlights the rise of mega-cities, industrial clusters, and strategic trade routes in the East. In China, for example, the Belt and Road Initiative has not only transformed domestic regions but has also reshaped global supply chains, connecting Asia with Europe and Africa. Visualizing these changes on a map allows us to grasp the

magnitude of the East's economic ascent and the potential opportunities it offers for various industries and sectors.

From Blue Collar to Brainpower: The Rise of Knowledge-Based Economies

Another significant transformation in the world economy is the shift from traditional blue-collar industries to knowledge-based economies. With technological advancements, the global economy is becoming increasingly driven by innovation, digitalization, and intellectual capital. Mapping the contours of knowledge-based economies provides us with insights into the geographical distribution of research and development (R&D) centers, technology hubs, and corporate innovation hotspots.

Regions such as Silicon Valley in the United States, the Silicon Roundabout in London, and the Shenzhen-Hong Kong Innovation Circle in China have emerged as vibrant ecosystems nurturing innovation and attracting top talent from around the world. These knowledge clusters serve as engines of economic growth, creating jobs, and driving societal transformation. By visualizing their locations and interconnections, policymakers and businesses can identify potential areas for collaboration, investment, and further development.

Taming the Beast: Mapping Economic Inequalities

Mapping the world economy goes beyond highlighting success stories; it also sheds light on the persistent challenges of economic inequalities. By analyzing data on income distribution, poverty rates, and access to education and healthcare, we can map the contours of social disparities, revealing areas where interventions and policy changes are needed most urgently. Such visualizations help policymakers identify regions or groups

that require targeted investment and support to foster inclusive economic growth.

Moreover, mapping economic inequalities can serve as a call to action for businesses to adopt responsible and equitable practices. By visualizing the impact of their operations on local communities, companies can recalibrate their strategies to prioritize sustainability and shared prosperity.

Communities affected by economic disparities can also leverage these visualizations to advocate for change, promoting transparency and accountability.


Into the Unknown: Predictive Mapping and Future Trends

Mapping the changing contours of the world economy is not only about understanding the present; it is also invaluable in predicting future trends. By analyzing historical data, economic indicators, and social dynamics, researchers can create predictive maps that offer glimpses into potential trajectories and emerging opportunities. These predictive maps help policymakers, businesses, and investors make informed decisions and prepare for upcoming challenges.

For instance, mapping the potential effects of climate change on the world economy can guide policymakers in formulating adaptation strategies and transitioning to sustainable models. Projections of demographic shifts and urbanization patterns can help businesses identify new markets and consumer trends. Predictive mapping empowers decision-makers to navigate uncertainty proactively, turning data into actionable insights.

Mapping the changing contours of the world economy is more than just an academic exercise; it is a powerful tool for understanding, analyzing, and

shaping the future. By harnessing the power of data and visualization, we can explore the global shifts and emerging trends that define our interconnected world. As the world economy continues to evolve, the ability to map its contours becomes increasingly crucial to ensure sustainable and inclusive economic growth for all.



Global Shift, Seventh Edition: Mapping the Changing Contours of the World Economy

by Peter Dicken(7th Edition, Kindle Edition)

★★★★☆ 4 out of 5

Language : English

File size : 62101 KB

Text-to-Speech : Enabled

Screen Reader : Supported

Enhanced typesetting : Enabled

Word Wise : Enabled

Print length : 17 pages




The definitive text on globalization, this book provides an accessible, jargon-free analysis of how the world economy works and its effects on people and places. Peter Dicken synthesizes the latest ideas and empirical data to blaze a clear path through the thicket of globalization processes and debates. The book highlights the dynamic interactions among transnational corporations, nations, and other key players, and their role in shaping the uneven contours of development. Mapping the changing centers of gravity of the global economy, Dicken presents in-depth case studies of six major industries. Now in full color throughout, the text features 228 figures. Companion websites for students and instructors offer extensive supplemental resources, including author videos, applied case

studies with questions, lecture notes with PowerPoint slides, discipline-specific suggested further reading for each chapter, and interactive flashcards.

New to This Edition:

- *Every chapter thoroughly revised and updated.
- *All 228 figures (now in color) are new or redesigned.
- *Addresses the ongoing fallout from the recent global financial crisis.
- *Discussions of timely topics: tax avoidance and corporate social responsibility; global problems of unemployment, poverty, and inequality; environmental degradation; the Eurozone crisis; and more.
- *Enhanced online resources for instructors and students.



The Lost Secret To American Prosperity And How To Get It Back

America has always been regarded as the land of opportunity, a place where dreams can come true and prosperity is within reach for anyone with enough determination...



What Comes Up Must Go Down Hill

Have you ever found yourself standing at the top of a hill, your heart racing in anticipation as you prepare to descend? The feeling of excitement mixed with a hint of...



Kawasaki H2 Owned It: Unleashing the Power of Speed

The Kawasaki H2. A name that resonates with power, speed, and adrenaline. If you're a motorcycle enthusiast, chances are you've heard of this iconic machine. But what...




Spring Season In Verse: Unveiling Nature's Masterpiece

Spring, the season of new beginnings, rejuvenation, and the emergence of life. It's a time when nature paints its canvas with vibrant hues, and the air is filled with the...



Rediscovering Happiness: My Path Forward After My Divorce

Divorce – a word that carries a multitude of emotions, ranging from heartbreak to liberation. For me, it was a bittersweet journey that forced me to reassess my life,...



Unveiling the Secrets of the Black Coral Thriller Underwater Investigation Unit: A Deep Dive into a Riveting Adventure

Deep below the surface of the ocean lies a world of mystery and danger, where a fearless group of divers risk their lives to unravel the secrets of the Black...



The Natural Cure For Hemorrhoids | Stop The Pain And Never Let It Happen Again

Hemorrhoids, also known as piles, are a common medical condition that affects millions of people around the world. The pain, discomfort, and embarrassment associated with...



Unveiling the Alluring World of My Sister's Keeper: Ted Allan's Heritage

Have you ever come across a literary masterpiece that not only captivates your mind but also takes you on a journey through history? If you have, then you must have...